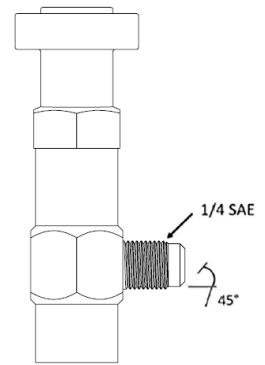


IMPORTANT: THIS PRODUCT IS TO BE USED BY ONLY LICENCED AND EXPERIENCED REFRIGERATION CONTRACTORS

IMPORTANT: NO SMOKING, NO NAKED FLAME, NO SPARK

IMPORTANT: REMOVE THE VALVE FROM CYLINDER WHEN NOT IN USE

IMPORTANT: THE VALVE WILL BE INSTALL ON AN EXTREMELY FLAMMABLE GAS CYLINDER. FAILURE TO COMPLY WITH THESE WARNINGS MAY RESULT IN AN EXPLOSION OF FIRE THAT MAY CAUSE PROPERTY DAMAGE, PERSONAL INJURY OR DEATH



Connection to cylinder
(7/16" Female)

1. INTRODUCTION


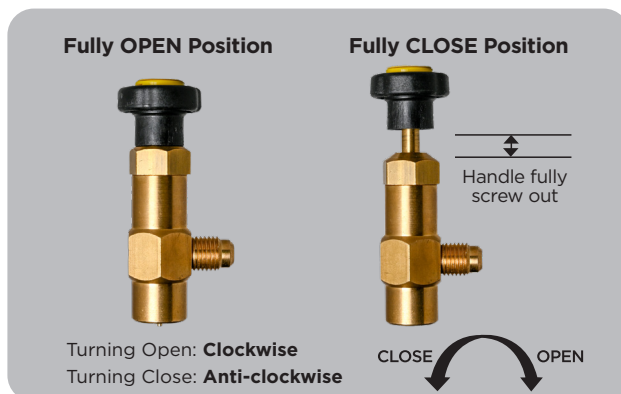
AC37 is a single stage valve to be used with Ambro or Bromic disposable R290 (1811290 or 1811226) & R600 (1811600 or 1811227) refrigerant cylinders. The valve was designated with 2 connections:

- 7/16"-28 UNEF Female
- 1/4" SAE Male

The kit is fitted with 1 x O-Ring at the connection to cylinder. Replace O-ring with suitable alternative (Material: EPDM, Size: OD 11.2mm, Thickness 1.78mm)

WARNINGS PRIOR TO USE:

- R290 and R600 are flammable gases. Refer to the product information for safety information about the use, handling and storage requirements
- The AC37 valve shall be used only in areas free from ignition sources and used in areas that are well ventilated.
- Ensure product is defect free before use by checking operation of handle, and damage to sealing threads including the O-ring
- Threads must be clean and free of all debris, oil, grease etc. before connection of valve
- Always work on a non-flammable base
- Always wear gloves and other appropriate protective equipment during operation
- Do not inhale any fumes
- In case of Leaking gas fire: DO NOT extinguish, unless leak can be stopped safely
- Keep out of reach of Children
- Refrigerant emission to the air/climate is prohibited
- **Prior to fitting the AC37 valve to a cylinder, ensure the handle is fully screwed out by turning in the anti-clockwise direction.** This is to ensure the valve is in the fully closed position before attaching to the disposable refrigerant cylinder.



A MEMBER OF THE BROMIC GROUP

2. INSTALLATION

- Ensure the valve is fully closed (handle was fully screwed out by turning the handle anticlockwise.)
- Inspect the O-ring for damage - only use this valve if the O-ring is in good condition or replace with a new O-ring.
- Install the valve with Ambro or Bromic R290 (1811290 or 1811226) & R600 (1811600 or 1811227) cylinders by screwing in the valve by turning clockwise.
- Install 1/4 SAE connection with 1/4" BSP copper tube or hose (depending on user application).

WARNING:

MUST CHECK ALL CONNECTIONS FOR LEAKS AFTER INSTALLATION USING SOAPY WATER SOLUTION OR LEAK TESTING KIT. NEVER CHECK FOR LEAKS WITH A FLAME

3. OPERATION

WARNING:

BEFORE OPERATION, MAKE SURE THE SURROUNDING ATMOSPHERE IS FREE FROM ANY POTENTIAL IGNITION SOURCES AND AREA IS WELL VENTILATED

- Prior to fitting the AC37 valve to a cylinder, ensure the handle is fully screwed out by turning in the anti-clockwise direction.
- Slowly screw handle down until desired flow rate
- Close the valve handle fully screw out in anti-clockwise direction.
- Remove the AC37 valve from the cylinder when not in use






WARNING: DO NOT STORE CYLINDERS WITH THE AC37 VALVE FITTED



WARNING: BE SURE THAT THE VALVE ON THE GAS CYLINDER HAS BEEN SHUT OFF (HANDLE FULLY SCREWED OUT) FIRMLY BEFORE DISCONNECTION

WARNING: USE WITH AMBRO & BROMIC CANS ONLY

PROP. 65 WARNING FOR CALIFORNIA RESIDENTS	 Cancer and Reproductive Harm - www.P65Warnings.ca.gov
AVERTISSEMENT PROP. 65 POUR LES RESIDENTS DE LA CALIFORNIE	 Cancer et Troubles de l'appareil reproducteur - www.P65Warnings.ca.gov
ADVERTENCIA PROP. 65 PARA LOS RESIDENTES DE CALIFORNIA	 Cancer y Daño Reproductivo - www.P65Warnings.ca.gov

PROP.65 Warning for California Residents:

The fume produced from using this product can expose you to chemicals, which is known to the State of California to cause cancer. For more information, go to www.P65Warnings.ca.gov

A MEMBER OF THE BROMIC GROUP

USA

7595 Irvine Center Dr, Ste 100 Irvine CA 92618 USA

T: 858 779 0377

E: ambro@bromic.com

W: ambrocontrols.com

AUSTRALIA / NEW ZEALAND

10 Phiney Place, Ingleburn, NSW 2565 AUSTRALIA

T: (AU) 1300 276 642 (NZ) 0508 276 642

E: plumbing@bromic.com

W: bromicplumbing.com