





# HOSE CONNECTIONS

Bromic Plumbing & Gas has been at the core of Bromic Group's operations for the last 40 years. Over that time it has grown to provide thousands of high-quality products, to industries across Australia, New Zealand, and the Pacific Islands. We are pleased to present new Plumbing & Gas catalogues to provide you with complete information about our products. Each product has passed demanding quality assurance testing to maintain the stringent standards that position Bromic Plumbing & Gas as the only name truly trusted by trade.



# Contents

---

<b>About</b>	<b>4</b>
<b>Hose Specification Details</b>	<b>5-6</b>
Hose Ordering Requirements	5
Non-standard Lengths (Key Information)	5
Non-Standard Fitting Combinations (Key Information)	6
Bromic Gas Hose Assemblies	6
Industry Thread Acronyms	6
<b>Bromic Gas Hose Classes</b>	<b>7</b>
<b>Extendo Ezy Flex™ Gas Connector</b>	<b>8</b>
<b>6mm Orange PVC Gas Hoses</b>	<b>9 - 12</b>
<b>6mm Rubber Gas Hoses</b>	<b>13</b>
<b>10mm PVC Gas Hoses</b>	<b>14</b>
<b>10mm PVC Bayonet Gas Hoses</b>	<b>15</b>
<b>10mm Stainless Steel Gas Hoses</b>	<b>16 - 20</b>
<b>10mm Braided Stainless Steel Gas Hoses</b>	<b>21 - 23</b>
<b>13mm Braided Stainless Steel Gas Hoses</b>	<b>24</b>
<b>19mm Braided Stainless Steel Gas Hoses</b>	<b>24 - 25</b>
<b>25mm Braided Stainless Steel Gas Hoses</b>	<b>25</b>
<b>Bromic Pigtail Assemblies</b>	<b>26</b>
<b>Flexible Stainless Steel Pigtail Assemblies</b>	<b>27</b>
<b>Water Hose Installations</b>	<b>28</b>
<b>Pex Core Water Hoses</b>	<b>30</b>
<b>Pex Core Braided Water Hoses</b>	<b>30</b>
<b>Pex Core Mixer Tap Hoses</b>	<b>31</b>
<b>Hot &amp; Cold Mixer Tap Hoses</b>	<b>31</b>
<b>Stainless Steel Braided Water Hoses</b>	<b>32 - 33</b>
<b>Supply Water Hoses</b>	<b>34</b>
<b>Warranties &amp; Extras</b>	<b>35</b>

# About

---

Trusted by Trade™, Bromic gas and water hoses are available in a vast variety of lengths, materials and connection types. Our hoses offer reliability and affordability, with all Bromic gas hoses having the Australian Gas Association (AGA) approval and water hoses with WaterMark approval.

Bromic gas and water hoses are available in standard lengths ranging from 200mm up to 3000mm with non-standard lengths available as a custom order (MOQ's apply). With hoses manufactured from high-quality PVC, rubber & braided stainless-steel with an array of industry standard hose connections available.



# Hose Specification Details

## Hose Ordering Requirements

Gas and water hoses listed in this catalogue are considered to be stocked items. Bromic manufactures alternate lengths and fitting combinations to suit specific customer requirements but suggest using standard lengths where practical.

Hose connections are designated by the following codes:	
Acronym	Meaning
FF	Female Flare
FC	Female Cone (inverted flare)
LHF	Left Hand Female
M	Male
MF	Male Flare
MU	Male Union

## Non-standard Lengths (Key Information)

Hose lengths listed are considered standard and if a stocked hose is simply slightly longer than required, we would still suggest ordering a standard hose.

**If a customised hose length is required, the following applies:**

- Minimum order quantity = 10 pieces
- Order: POA (please contact our Customer Care Team to obtain pricing)



# Hose Specification Details

## Non-Standard Fitting Combinations (Key Information)

Hose fitting combinations listed are considered standard. If customised combinations are required, please first ensure that a standard fitting combination could not be used with the aid of an adaptor. (Please note: compliance with Australian standards is the sole responsibility of the user)

**If a customisable fitting combination is required, the following applies:**

- Minimum order quantity = 25 pieces
- Order: POA (please contact our Customer Care Team to obtain pricing)

## Bromic Gas Hose Assemblies

All Bromic gas hose assemblies are approved **AS/NZS 1869:2012** however the maximum length of hose that can be installed is determined by the following standards.

- **AS NZS 1596-2014 The storage and handling of LP Gas**
- **AS NZS 5601.1-2013 Gas installations**
- **AS NZS 5601.2-2013 Gas installation Caravan and boats**
- **AS 2658-2008 LP Gas - Portable and mobile appliances**

Compliance with the Australian standard is the sole responsibility of the user. It is the responsibility of the authorised installer to ensure the installed hose length does not exceed the maximum length allowed for that installation.

## Industry Thread Acronyms

**BSP** – British Standard Thread Pipe

**NPT** – American National Standard Taper Pipe Thread

**SAE** – Society of Automotive Engineers

# Bromic Gas Hose Classes

Refer to the Bromic Gas Hose class table to determine

- Application
- Working pressure
- Temperature range

Class	Typical Application	Max. Working Pressure @ 23°C +/- 2°C	Working Temperature Range
A	Low pressure appliance hose	14 kPa	-20°C to +65°C
B	Low pressure, high temperature appliance hose	14 kPa	-20°C to +125°C
C	High pressure appliance and gas tool hose	2600 kPa	-20°C to +65°C
D	High pressure, high temperature appliance and gas tool hose	2600 kPa	-20°C to +125°C
F	Flexible cylinder connectors (Pigtails)	2600 kPa	-20°C to +100°C

Table 1. Bromic Gas Hose Classes

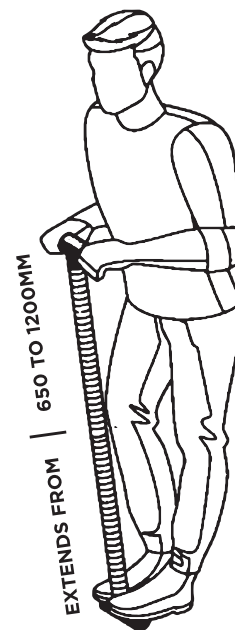
# Extendo Ezy Flex™ Gas Connector

## The Single Hose Solution



Bromic's Extendo Ezy Flex™ Gas Connector is the single hose solution. Save time, space and money by stocking 1 connector instead of multiple fixed length alternatives. Extendable from 650 to 1200mm.

- Stainless steel construction
- High flame and heat resistance
- Flexible corrugated design
- 12mm internal bore for greater gas flow
- Maximum working pressure 50kPa
- AGA Approved 8633G to AS 4631



### HOW IT WORKS

- Must be extended evenly across the whole hose
- Do not exceed the maximum length of 1200mm
- Hose can be extended by pulling on the connections at either end
- Length can't be reduced if over-stretched

TIP: Attach a brass tee on each end to create a handle

## 12mm Stainless Steel Extendable Gas Hose - 1/2" MxF BSP

Part No.	Description	Length	Box Qty	AGA Approval No.
10SCF0650F	1/2" M x F BSP	650 - 1200mm	10	8633



## 12mm Stainless Steel Extendable Gas Hose - 1/2" FxF BSP

Part No.	Description	Length	Box Qty	AGA Approval No.
10SFF0650F	1/2" F x F BSP	650 - 1200mm	10	8633





# 6mm Orange PVC Gas Hoses

## 6mm Gas Hose Assemblies

Bromic's range of Class C, 6mm PVC gas hoses are manufactured with high quality brass fittings and a polyvinyl chloride (PVC) or black rubber finish, providing extensive durability. Approved by the Australian Gas Association for use with gas.


- Class C Gas Hose
- AGA Approved
- High pressure, low temperature hose type
- Maximum working pressure 2600 kPa
- Working temperature -20°C to +65°C
- Application: Gas, Outdoor/BBQ
- Approved to AS/NZS 1869:2012

CLASS C




### 6mm PVC Gas Hose - 6HAA

Part No.	Description	Length	Box Qty	AGA Approval No.
6HAA0600	1/4" BSP M x 1/4" BSP FC	600mm	10	4237
6HAA0900		900mm	10	4237
6HAA1200		1200mm	10	4237
6HAA1800		1800mm	10	4237



### 6mm PVC Gas Hose - 6HAB


Part No.	Description	Length	Box Qty	AGA Approval No.
6HAB0300	1/4" BSP FC x 1/4" BSP FC	300mm	10	4237
6HAB0600		600mm	10	4237
6HAB0900		900mm	10	4237
6HAB1200		1200mm	10	4237
6HAB1800		1800mm	10	4237
6HAB2400		2400mm	10	4237
6HAB3000		3000mm	10	4237



# 6mm Orange PVC Gas Hoses

## 6mm PVC Gas Hose - 6HBB

Part No.	Description	Length	Box Qty	AGA Approval No.
6HBB0300	1/4" BSP FC X 3/8" BSP M	300mm	10	4237
6HBB0600		600mm	10	4237
6HBB0900		900mm	10	4237
6HBB1200		1200mm	10	4237
6HBB1800		1800mm	10	4237
6HBB2400		2400mm	10	4237
6HBB3000		3000mm	10	4237




## 6mm PVC Gas Hose - 6HDB

Part No.	Description	Length	Box Qty	AGA Approval No.
6HDB0300	3/8" SAE MF X 3/8" BSP M	300mm	10	4237
6HDB0450		450mm	10	4237
6HDB0600		600mm	10	4237
6HDB0900		900mm	10	4237
6HDB1200		1200mm	10	4237




## 6mm PVC Gas Hose - 6HFB

Part No.	Description	Length	Box Qty	AGA Approval No.
6HFB0600	3/8" SAE FF X 3/8" SAE FF	600mm	10	4237
6HFB0900		900mm	10	4237
6HFB1200		1200mm	10	4237
6HFB1800		1800mm	10	4237



## 6mm PVC Gas Hose - 6HGB


Part No.	Description	Length	Box Qty	AGA Approval No.
6HGB0600	3/8" SAE FF X 3/8" BSP M	600mm	10	4237
6HGB0900		900mm	10	4237
6HGB1200		1200mm	10	4237
6HGB1800		1800mm	10	4237
6HGB2400		2400mm	10	4237
6HGB3000		3000mm	10	4237



# 6mm Orange PVC Gas Hoses


## 6mm PVC Gas Hose - 6HHC

Part No.	Description	Length	Box Qty	AGA Approval No.
6HHC0300	3/8" SAE MF X 3/8" SAE FF	300mm	10	4237




## 6mm PVC Gas Hose - 6HRB

Part No.	Description	Length	Box Qty	AGA Approval No.
6HRB0600	3/8" BSP FF X 3/8" BSP M	600mm	10	4237
6HRB0900		900mm	10	4237
6HRB1200		1200mm	10	4237
6HRB1800		1800mm	10	4237
6HRB2400		2400mm	10	4237
6HRB3000		3000mm	10	4237




## 6mm PVC Gas Hose - 6HRC

Part No.	Description	Length	Box Qty	AGA Approval No.
6HRC0600	3/8" BSP FF X 3/8" BSP FF	600mm	10	4237
6HRC0900		900mm	10	4237
6HRC1200		1200mm	10	4237



## 6mm PVC Gas Hose - 6HJR


Part No.	Description	Length	Box Qty	AGA Approval No.
6HJR0900	5/16" SAE FF X 3/8" BSP M	900mm	10	4237
6HJR1200		1200mm	10	4237
6HJR1800		1800mm	10	4237



# 6mm Orange PVC Gas Hoses


## 6mm PVC Gas Hose - 6HCB

Part No.	Description	Length	Box Qty	AGA Approval No.
6HCB0300	5/16" SAE MF X 3/8" BSP M	300mm	10	4237
6HCB0450		450mm	10	4237
6HCB0600		600mm	10	4237
6HCB0900		900mm	10	4237
6HCB1200		1200mm	10	4237




## 6mm PVC Gas Hose - 6HCC

Part No.	Description	Length	Box Qty	AGA Approval No.
6HCC0300	5/16" SAE MF X 3/8" SAE FF	300mm	10	4237



## 6mm PVC Gas Hose - 6HCK

Part No.	Description	Length	Box Qty	AGA Approval No.
6HCK0900	5/16" SAE MF X 5/16" SAE MF	900mm	10	4237



## 6mm PVC Gas Hose - 6HEB


Part No.	Description	Length	Box Qty	AGA Approval No.
6HEB0600	5/16" SAE FF X 5/16" SAE FF	600mm	10	4237
6HEB0900		900mm	10	4237
6HEB1200		1200mm	10	4237
6HEB1800		1800mm	10	4237



# 6mm Rubber Gas Hoses


## 6mm Rubber Gas Hose - 6HTB

Part No.	Description	Length	Box Qty	AGA Approval No.
6HTB0900	1/4" BSP FC x 3/8" BSP-LHF	900mm	10	6420
6HTB1200		1200mm	10	6420
6HTB2000		2000mm	10	6420
6HTB4000		4000mm	10	6420
6HTB6000		6000mm	10	6420




## 6mm Rubber Gas Hose - 6HSB

Part No.	Description	Length	Box Qty	AGA Approval No.
6HSB0600	M14 x 1.5 x 3/8" BSP-LHF	600mm	10	6420
6HSB0900		900mm	10	6420
6HSB1200		1200mm	10	6420
6HSB2000		2000mm	10	6420
6HSB4000		4000mm	10	6420
6HSB6000		6000mm	10	6420




## 6mm Rubber Gas Hose - 6HLB

Part No.	Description	Length	Box Qty	AGA Approval No.
6HLB0600	M14 x 1 x 3/8" BSP-LHF	600mm	10	6420
6HLB0900		900mm	10	6420
6HLB1200		1200mm	10	6420




## 6mm Rubber Gas Hose - 6HKB

Part No.	Description	Length	Box Qty	AGA Approval No.
6HKB0600	M16 x 1.5 x 3/8" BSP-LHF	600mm	10	6420
6HKB0900		900mm	10	6420
6HKB1200		1200mm	10	6420



## 6mm Rubber Gas Hose - 6HNB

Part No.	Description	Length	Box Qty	AGA Approval No.
6HNB0450	M16 x 1.5 + 0.22 INJ x 3/8" BSP-LHF	450mm	10	6420
6HNB0600		600mm	10	6420
6HNB0900		900mm	10	6420
6HNB1200		1200mm	10	6420





# 10mm PVC Gas Hoses

## 10mm Gas Hose Assemblies

CLASS A


Bromic's range of Class A, 10mm PVC gas hoses are manufactured with high quality brass fittings and a polyvinyl chloride (PVC), providing extensive durability.

- Class A Gas Hose
- AGA Approved
- Low pressure, low temperature hose type
- Maximum working pressure 14 kPa
- Working temperature -20°C to +65°C
- Application: gas, gas heaters
- Approved to AS/NZS 1869:2012



### 10mm PVC Gas Hose - 10HBA

Part No.	Description	Length	Box Qty	AGA Approval No.
10HBA0200	1/2" BSP M x 3/8" SAE FF	200mm	10	4631
10HBA0600		600mm	10	4631



### 10mm PVC Gas Hose - 10HBE

Part No.	Description	Length	Box Qty	AGA Approval No.
10HBE0600	3/8" SAE FF x 3/8" SAE FF	600mm	10	4631
10HBE1200		1200mm	10	4631



### 10mm PVC Gas Hose - 10HBH

Part No.	Description	Length	Box Qty	AGA Approval No.
10HBH1200	3/8" BSP FF x 3/8" BSP FF	1200mm	10	4631



### 10mm PVC Gas Hose - 10HXX

Part No.	Description	Length	Box Qty	AGA Approval No.
10HXX1500	3/8" BSP FF x 3/8" BSP M	1500mm	10	4631
10HXX2000		2000mm	10	4631
10HXX3000		3000mm	10	4631






# 10mm PVC Bayonet Gas Hoses


## 10mm PVC Gas Heater Hose - 10HYB

Part No.	Description	Length	Box Qty	AGA Approval No.
10HYB1500	1/2" BSP FF x Male Bayonet	1500mm	10	4631
10HYB2000		2000mm	10	4631
10HYB3000		3000mm	10	4631




## 10mm PVC Gas Heater Hose - 10HYM

Part No.	Description	Length	Box Qty	AGA Approval No.
10HYM1500	1/2" BSP M x Male Bayonet	1500mm	10	4631
10HYM2000		2000mm	10	4631
10HYM3000		3000mm	10	4631



## 10mm PVC Gas Heater Hose - 10HEV

Part No.	Description	Length	Box Qty	AGA Approval No.
10HEV1500	3/8" BSP FF x Male Bayonet + Handle	1500mm	10	4631
10HEV3000		3000mm	10	4631




## 10mm PVC Gas Heater Hose - 10HQB

Part No.	Description	Length	Box Qty	AGA Approval No.
10HQB1500	3/8" BSP FF x Male Bayonet	1500mm	10	4631
10HQB2000		2000mm	10	4631
10HQB3000		3000mm	10	4631



## 10mm PVC Gas Heater Hose - 10HLP

Part No.	Description	Length	Box Qty	AGA Approval No.
10HLP1500-SAE	3/8" SAE F x Male Bayonet	1500mm	10	4631
10HLP2000-SAE		2000mm	10	4631
10HLP3000-SAE		3000mm	10	4631



# 10mm Stainless Steel Gas Hoses

## 10mm Gas Hose Assemblies

CLASS D


Bromic's range of Class D, 10mm stainless steel braided gas hoses are manufactured with a high quality braid, providing extensive durability with a maximum working pressure of 2600 kPa. Approved by the Australian Gas Association for use with gas.



- Class D Gas Hose
- AGA Approved
- High pressure, high temperature hose type
- Maximum working pressure 2600 kPa
- Working temperature -20°C to +125°C
- Application: kitchen, laundry, gas heaters
- Approved to AS/NZS 1869:2012


### 10mm Braided Stainless Steel Gas Hose - 10HAB

Part No.	Description	Length	Box Qty	AGA Approval No.
10HAB0300	1/2" SAE FF x 1/2" BSP M	300mm	10	5497
10HAB0600		600mm	10	5497
10HAB0900		900mm	10	5497
10HAB1200		1200mm	10	5497
10HAB1800		1800mm	10	5497



### 10mm Braided Stainless Steel Gas Hose - 10HAC


Part No.	Description	Length	Box Qty	AGA Approval No.
10HAC0300	1/2" SAE FF x 1/2" BSP FF	300mm	10	5497
10HAC0600		600mm	10	5497
10HAC0900		900mm	10	5497
10HAC1200		1200mm	10	5497
10HAC1800		1800mm	10	5497



# 10mm Stainless Steel Gas Hoses

## 10mm Braided Stainless Steel Gas Hose - 10HAD

Part No.	Description	Length	Box Qty	AGA Approval No.
10HAD0300	1/2" SAE FF x 1/2" SAE FF	300mm	10	5497
10HAD0450		450mm	10	5497
10HAD0600		600mm	10	5497
10HAD0900		900mm	10	5497
10HAD1200		1200mm	10	5497
10HAD1800		1800mm	10	5497




## 10mm Braided Stainless Steel Gas Hose - 10HBD

Part No.	Description	Length	Box Qty	AGA Approval No.
10HBD0600	3/8" BSP M x 1/2" BSP M	600mm	10	5497
10HBD1200		1200mm	10	5497



## 10mm Braided Stainless Steel Gas Hose - 10HDS

Part No.	Description	Length	Box Qty	AGA Approval No.
10HDS0300	1/2" BSP FF x 1/2" BSP FF	300mm	10	5497
10HDS0600		600mm	10	5497
10HDS0900		900mm	10	5497
10HDS1200		1200mm	10	5497
10HDS1500		1500mm	10	5497
10HDS1800		1800mm	10	5497
10HDS2400		2400mm	10	5497



## 10mm Braided Stainless Steel Gas Hose - 10HEK

Part No.	Description	Length	Box Qty	AGA Approval No.
10HEK1200	1/2" BSP M (loose nut) x 1/2" BSP FF	1200mm	10	5497
10HEK1700		1700mm	10	5497



# 10mm Stainless Steel Gas Hoses


## 10mm Braided Stainless Steel Gas Hose - 10HES

Part No.	Description	Length	Box Qty	AGA Approval No.
10HES1100	1/2" BSP M x 3/8" BSP FF	1100mm	10	5497
10HES1700		1700mm	10	5497



## 10mm Braided Stainless Steel Gas Hose - 10HGA

Part No.	Description	Length	Box Qty	AGA Approval No.
10HGA2000	1/2" BSP M x 1/2" BSP M	2000mm	10	5497



## 10mm Braided Stainless Steel Gas Hose - 10HPH

Part No.	Description	Length	Box Qty	AGA Approval No.
10HPH0300	1/2" BSP FC x 1/2" BSP FC	300mm	10	5497
10HPH0450		450mm	10	5497
10HPH0600		600mm	10	5497
10HPH0900		900mm	10	5497
10HPH1200		1200mm	10	5497
10HPH1500		1500mm	10	5497
10HPH1800		1800mm	10	5497
10HPH2000		2000mm	10	5497
10HPH3000		3000mm	10	5497



## 10mm Braided Stainless Steel Gas Hose - 10HGS


Part No.	Description	Length	Box Qty	AGA Approval No.
10HGS0900	1/2" BSP M x 1/2" BSP MU	900mm	10	5497
10HGS1200		1200mm	10	5497



# 10mm Stainless Steel Gas Hoses

## 10mm Braided Stainless Steel Gas Hose - 10HPM

Part No.	Description	Length	Box Qty	AGA Approval No.
10HPM0300	1/2" BSP FC x 1/2" BSP M	300mm	10	5497
10HPM0450		450mm	10	5497
10HPM0600		600mm	10	5497
10HPM0900		900mm	10	5497
10HPM1000		1000mm	10	5497
10HPM1200		1200mm	10	5497
10HPM1500		1500mm	10	5497
10HPM3000		3000mm	10	5497



## 10mm Braided Stainless Steel Gas Hose - 10HPS

Part No.	Description	Length	Box Qty	AGA Approval No.
10HPS0300	1/2" BSP FF x 1/2" BSP M	300mm	10	5497
10HPS0450		450mm	10	5497
10HPS0600		600mm	10	5497
10HPS0900		900mm	10	5497
10HPS1200		1200mm	10	5497
10HPS1800		1800mm	10	5497



## 10mm Braided Stainless Steel Gas Hose - 10HPT

Part No.	Description	Length	Box Qty	AGA Approval No.
10HPT0300	1/2" BSP FF (male cone) x 3/8" SAE FM	300mm	10	5497



## 10mm Braided Stainless Steel Gas Hose - 10HEF

Part No.	Description	Length	Box Qty	AGA Approval No.
10HEF1700	1/2" BSP M (loose nut) x 1/4" BSP M	1700mm	10	5497





# 10mm Stainless Steel Gas Hoses


## 10mm Braided Stainless Steel Gas Hose - 10HKA

Part No.	Description	Length	Box Qty	AGA Approval No.
10HKA0450	3/8" BSP FF x 3/8" SAE FF	450mm	10	5497
10HKA0600		600mm	10	5497
10HKA0900		900mm	10	5497
10HKA1200		1200mm	10	5497
10HKA1800		1800mm	10	5497



## 10mm Braided Stainless Steel Gas Hose - 10HKS

Part No.	Description	Length	Box Qty	AGA Approval No.
10HKS0300	3/8" SAE FF x 3/8" SAE FF	300mm	10	5497
10HKS0450		450mm	10	5497
10HKS0600		600mm	10	5497
10HKS0900		900mm	10	5497
10HKS1200		1200mm	10	5497




## 10mm Braided Stainless Steel Gas Hose - 10HBD

Part No.	Description	Length	Box Qty	AGA Approval No.
10HBD0600	3/8" BSP M x 1/2" BSP M	600mm	10	5497
10HBD1200		1200mm	10	5497



## 10mm Braided Stainless Steel Gas Hose - 10HST

Part No.	Description	Length	Box Qty	AGA Approval No.
10HST0300	3/8" SAE FF x 1/2" BSP M	300mm	10	5497
10HST0600		600mm	10	5497
10HST0900		900mm	10	5497
10HST1200		1200mm	10	5497
10HST1500		1500mm	10	5497
10HST1800		1800mm	10	5497





# 10mm Stainless Steel Gas Hoses

## Braided Stainless-Steel Hose Assemblies - Class B

CLASS B


Bromic's range of Class B, 10mm, 19mm and 25mm stainless steel gas hoses are manufactured with a high quality braid, providing extensive durability with a maximum working pressure of 14 kPa. Approved by the Australian Gas Association for use with gas.



- Class B Gas Hose
- AGA Approved
- Low pressure, high temperature hose type
- Maximum working pressure 14 kPa
- Working temperature -20°C to +125°C
- Application: Kitchen, laundry, gas heaters
- Approved to AS/NZS 1869:2012


### 10mm Braided Stainless Steel Bayonet Gas Hose - 10HCS

Part No.	Description	Length	Box Qty	AGA Approval No.
10HCS0300	1/2" BSP M x Male Bayonet	300mm	10	5497
10HCS0600		600mm	10	5497
10HCS0900		900mm	10	5497
10HCS1200		1200mm	10	5497
10HCS1800		1800mm	10	5497




### 10mm Braided Stainless Steel Bayonet Gas Hose - 10HMS

Part No.	Description	Length	Box Qty	AGA Approval No.
10HMS0300	1/2" BSP FF x Male Bayonet	300mm	10	5497
10HMS0900		900mm	10	5497
10HMS1200		1200mm	10	5497



### 10mm Braided Stainless Steel Bayonet Gas Hose - 10HRS

Part No.	Description	Length	Box Qty	AGA Approval No.
10HRS0900	1/2" BSP FC x Male Bayonet	900mm	10	5497
10HRS1200		1200mm	10	5497
10HRS1800		1800mm	10	5497



# 10mm Stainless Steel Gas Hoses

## 10mm Braided Stainless Steel Bayonet Gas Hose - 10HEG

Part No.	Description	Length	Box Qty	AGA Approval No.
10HEG1200	1/2" BSP M x Male Bayonet	1200mm	10	5497
10HEG3000	(+ handle)	3000mm	10	5497




## 10mm Braided Stainless Steel Bayonet Gas Hose - 10HBS

Part No.	Description	Length	Box Qty	AGA Approval No.
10HBS1500	1/4" BSP M x Male Bayonet	1500mm	10	5497
10HBS2000		2000mm	10	5497
10HBS3000		3000mm	10	5497



## 10mm Braided Stainless Steel Bayonet Gas Hose - 10HTS

Part No.	Description	Length	Box Qty	AGA Approval No.
10HTS0600	1/4" BSP M x Male Bayonet	600mm	10	5497



## 10mm Braided Stainless Steel Bayonet Gas Hose - 10HAS

Part No.	Description	Length	Box Qty	AGA Approval No.
10HAS1500	3/8" SAE FF x Male Bayonet	1500mm	10	5497
10HAS2000		2000mm	10	5497
10HAS3000		3000mm	10	5497



## 10mm Braided Stainless Steel Bayonet Gas Hose - 10HZS


Part No.	Description	Length	Box Qty	AGA Approval No.
10HZS1500	3/8" BSP FF x Male Bayonet	1500mm	10	5497
10HZS2000		2000mm	10	5497
10HZS3000		3000mm	10	5497



# 10mm Stainless Steel Gas Hoses

## 10mm Braided Stainless Steel Gas Hose - 10HQS

Part No.	Description	Length	Box Qty	AGA Approval No.
10HQS0300	1/2" BSP M x 1/4" BSP FC	300mm	10	5497
10HQS1500		1500mm	10	5497




## 10mm Braided Stainless Steel Gas Hose - 10HFG

Part No.	Description	Length	Box Qty	AGA Approval No.
10HFG1500	1/4" BSP FC x 1/4" BSP M	1500mm	10	5497



## 10mm Braided Stainless Steel Gas Hose - 10HSW

Part No.	Description	Length	Box Qty	AGA Approval No.
10HSW0300	1/4" BSP FC x 3/8" BSP M	300mm	10	5497
10HSW0900		900mm	10	5497
10HSW1000		1000mm	10	5497
10HSW1200		1200mm	10	5497
10HSW1500		1500mm	10	5497
10HSW1800		1800mm	10	5497
10HSW2000		2000mm	10	5497
10HSW3000		3000mm	10	5497



## 10mm Braided Stainless Steel Gas Hose - 10HFG

Part No.	Description	Length	Box Qty	AGA Approval No.
10HFG1500	1/4" BSP FC x 1/4" BSP M	1500mm	10	5497



# 13mm Braided Stainless Steel Gas Hoses

## 13mm Braided Stainless Steel Gas Hose - 13HSC

Part No.	Description	Length	Box Qty	AGA Approval No.
13HSC0450	1/2" BSP FC x 1/2" BSP FC	450mm	10	5497
13HSC0600		600mm	10	5497
13HSC0900		900mm	10	5497
13HSC1200		1200mm	10	5497



# 19mm Braided Stainless Steel Gas Hoses

## 19mm Braided Stainless Steel Gas Hose - 19HSC

Part No.	Description	Length	Box Qty	AGA Approval No.
19HSC0450	3/4" BSP FC x 3/4" BSP FC	450mm	10	5497
19HSC0600		600mm	10	5497
19HSC0900		900mm	10	5497
19HSC1000		1000mm	10	5497
19HSC1200		1200mm	10	5497



# 19mm Braided Stainless Steel Gas Hoses

## 19mm Braided Stainless Steel Gas Hose - 19HSU

Part No.	Description	Length	Box Qty	AGA Approval No.
19HSU0450	3/4" BSP FC x 3/4" BSP MU	450mm	10	5497
19HSU0600		600mm	10	5497
19HSU0900		600mm	10	5497
19HSU1200		1200mm	10	5497



## 19mm Braided Stainless Steel Gas Hose - 19HSM

Part No.	Description	Length	Box Qty	AGA Approval No.
19HSM0600	3/4" BSP FC x 3/4" BSP M	600mm	10	5497
19HSM0900		900mm	10	5497
19HSM1200		1200mm	10	5497
19HSM1500		1500mm	10	5497



# 25mm Braided Stainless Steel Gas Hoses

## 25mm Braided Stainless Steel Gas Hose - 25HSC

Part No.	Description	Length	Box Qty	AGA Approval No.
25HSC0900	3/4" BSP FC x 3/4" BSP FC	900mm	10	5497
25HSC1200		1200mm	10	5497





# Bromic Pigtail Assemblies

## Pigtail Assemblies

Bromic rubber and copper Class C pigtail assemblies are manufactured in accordance with AS1869 and approved by the Australian Gas Association for use with gas.

- Class C Gas Hose
- AGA Approved
- High pressure, low temperature hose type
- Maximum working pressure 2600 kPa
- Working temperature -20°C to +65°C
- Approved to AS/NZS 1869:2012

CLASS C



### Flexible Rubber Pigtails - 6HPT

Part No.	Description	Length	Box Qty	AGA Approval No.
6HPT0450	7/16" Inverted Flare x POL	450mm	10	6409



### Flexible Rubber Pigtails - 6HPTH


Part No.	Description	Length	Box Qty	AGA Approval No.
6HPTH450	7/16" Inverted Flare x Handwheel POL	450mm	10	6409



## Bromic Copper Pigtails

### Copper Pigtails

Part No.	Description	Length	Box Qty	AGA Approval No.
6360510	5/16" Inverted Flare x POL	450mm	25	6223
6360511		600mm	10	6223
6360512		1000mm	10	6223





# Flexible Stainless Steel Pigtail Assemblies

## Flexible Stainless Steel Pigtail Assemblies

CLASS F


Bromic flexible stainless steel Class F pigtail assemblies are manufactured in accordance with AS1869 and approved by the Australian Gas Association for use with gas.

- Class F Pigtail connector
- AGA Approved
- Maximum working pressure 2600 kPa
- Maximum hose length 600mm
- Working temperature -20°C to +100°C
- Approved to AS/NZS 1869:2012



### Flexible Braided Stainless Steel Pigtails - 6SFN

Part No.	Description	Length	Box Qty	AGA Approval No.
6SFN0450	7/16" Inverted Flare	450mm	10	6223
6SFN0600	X POL	600mm	10	6223



### Flexible Braided Stainless Steel Pigtails - 6SHW


Part No.	Description	Length	Box Qty	AGA Approval No.
6SHW0450*	7/16" Inverted Flare	450mm	10	6223
6SHW0600	X Handwheel POL	600mm	10	6223



\*6SHW0450 needs to be assembled into inlet with AC29 adaptor (5050420), 1/4" NPT M (into regulator) x 7/16"x24 NS F

### Flexible Braided Stainless Steel Pigtails - 6SCA

Part No.	Description	Length	Box Qty	AGA Approval No.
6SCA0450	1/4" NPT M	450mm	10	6223
6SCA0600	X POL	600mm	10	6223



### Flexible Braided Stainless Steel Pigtails - 6SCH

Part No.	Description	Length	Box Qty	AGA Approval No.
6SCH0450	1/4" NPT M	450mm	10	6223
6SCH0600	X Handwheel POL	600mm	10	6223



# Water Hose Installations

**Water hose assembly is for indoor use only and to be installed away from UV light.**

It is the responsibility of the installer to ensure the suitability of the water connector for the application and to ensure compliance with any government health codes and regulations.

Bromic water connectors are not to be installed within cavities, below ground or in any other inaccessible locations.

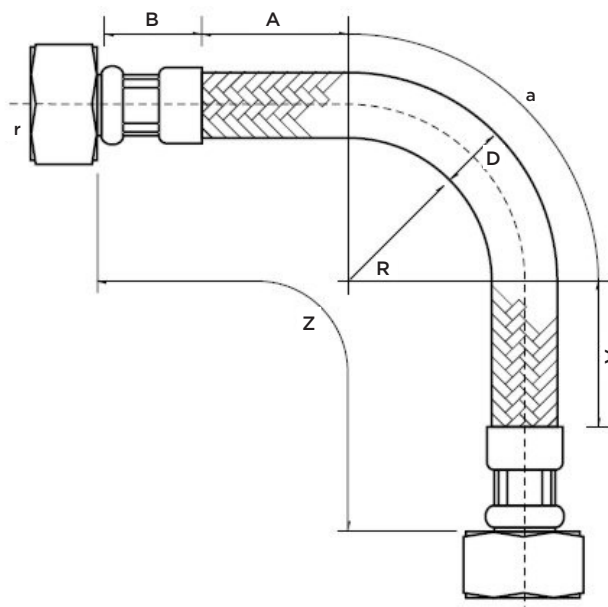
When installing, please ensure all threads and sealing surfaces are clean and dry. The installer must ensure all threads and sealing faces are de-burred and undamaged. Ensure the hose is not subject to abrasion and that the hose is not exposed to caustic or corrosive substances during installation (e.g. solder flux) and over the life of the product (e.g. cleaning products). Exposure to caustic or corrosive substances will void the Bromic warranty.

Refer to the hose label for the tightening requirements of the connector. Ensure not to over tighten the connector. The connector is also subjected to tensile or compressive force and must not be twisted or kinked.

During the installation the water hose assembly is to be installed free from kinks and excessive tight bends. For minimum bend radius (see Table 1). When installing the connector, ensure the bend radius is as large as possible where movement is possible.

DESCRIPTION			MINIMUM BEND RADIUS (Water Hose)					
ID mm	Max: Pressure (MPa)	Temperature	R	A	D (OD)	B	Z a=90	Z a=180
8	1.4	5°C to 70°C	25	25	13	20	140	190
10	1.4	5°C to 70°C	30	30	15	21.5	165	220
19	1.4	5°C to 70°C	55	5	27.5	35	290	396

Table 1: Water Hose installation requirements



# Why Choose PEX

100% BURST PROOF\*  
GUARANTEED!



## Bromic 8mm Braided PEX Core Water Hose

WHAT'S ON THE INSIDE COUNTS



**Bromic Braided Stainless Steel  
1/2" Female x 1/2" Female PEX CORE**

### 8mm Burst-Proof Water Hose

Watermark approved (AS3499:2006)  
AS4020 Approved (approved for drinking water)

- Bromic PEX Water Hoses are BURST proof\*
- WaterMark approved for water supply
- Straight or elbow configuration
- PEX Material complies with AS4020
- Use with heated water at 70°C at 1000 kPa maximum
- Use with cold-water 1200 kPa maximum
- Maximum hose length 2000mm
- To prevent damage, do not bend past 180 degrees

\*Rated working pressure not to exceed 1400 kPa  
According to new research released by general insurer IAG

**PEX:**  
Extremely  
High Density  
Polyethylene  
Inner Core



APPLICATIONS



### Leading Industry Warranty

Our leading 10 YEAR WARRANTY on all Bromic **PEX Core Water Hose Assemblies** are provided with consumer guarantee's in line with the Australian Consumer Law as required under the Competition and Consumer Act 2010.

# Pex Core Water Hoses

## PEX Core Water Hoses

Bromic 8mm PEX core water hoses are 100% burst proof guaranteed! Manufactured with an extremely high-density polyethylene inner core covered with a stainless steel braid. WaterMarked in accordance with AS3499:2006, PEX hoses are more durable than standard EPDM hoses and meet the highest mechanical and hygiene standards.

The maximum working conditions for Bromic PEX Water Hoses connectors are as follows:

- Heated water +70°C @ 1000kPa
- Cold-water supplies 1200 kPa
- Rated working pressure not to exceed 1400kPa



# Pex Core Braided Water Hoses

## 8mm PEX Core Braided Stainless Steel Straight Water Hose - 8WPB

Part No.	Description	Length	Box Qty
8WPB0150	1/2" F x 1/2" F Straight PEX Core Water Hose	150mm	25
8WPB0225		225mm	25
8WPB0300		300mm	25
8WPB0450		450mm	25
8WPB0600		600mm	25
8WPB0750		750mm	25
8WPB1000		1000mm	25
8WPB1500		1500mm	25



## 8mm PEX Core Braided Stainless Steel Elbow Water Hose - E8WPB

Part No.	Description	Length	Box Qty
E8WPB0225	1/2" F x 1/2" F Elbow PEX Core Water Hose	225mm	10
E8WPB0300		300mm	25
E8WPB0450		450mm	25
E8WPB0600		600mm	10
E8WPB0750		750mm	10
E8WPB1000		1000mm	10



# Pex Core Mixer Tap Hoses

## 8mm PEX Core Braided Stainless Steel Water Hose Mixer Kit - 8WMF

Part No.	Description	Length	Box Qty
8WMF0150	1/2" F x 1/2" M PEX Core Mixer Tap Extension Kit	2x150mm	10 (2 hoses)
8WMF0225		2x225mm	10 (2 hoses)



# Hot & Cold Mixer Tap Hoses

## 8mm Braided Stainless Steel Cold Mixer Tap Hose - 8WPM COLD

Part No.	Description	Length	Box Qty
8WPM0350C	1/2" F x M10 Cold PEX Core Mixer Tap Hose	350mm	25
8WPM0500C		500mm	25



## 8mm Braided Stainless Steel Hot Mixer Tap Hose - 8WPM HOT

Part No.	Description	Length	Box Qty
8WPM0350H	1/2" F x M10 Hot PEX Core Mixer Tap Hose	350mm	25
8WPM0500H		500mm	25



## 8mm Braided Stainless Steel Mixer Tap Hoses - 8WPM PAIR (1x HOT & 1x COLD)

Part No.	Description	Length	Bag Qty
8WPM0350P	1/2" F x M10 Hot PEX Core Mixer Tap Hoses (1x Hot & 1x Cold)	350mm	5
8WPM0500P		500mm	5



# Stainless Steel Braided Water Hoses

## Bromic 'Quicky' Water Hoses

Bromic 'Quicky' stainless steel braided EPDM water hoses are manufactured with a rubber core covered with a stainless steel braid. WaterMarked in accordance with AS3499:2006.

The maximum working conditions for Bromic EPDM Water Hoses connectors are as follows:

- Maximum working temperature +70°C
- Maximum working pressure 1400 kPa



## 8mm Stainless Steel Braided Water Hoses

### 8mm 'Quicky' Braided Stainless Steel Water Hose - 8WEB

Part No.	Description	Length	Box Qty
8WEB0225	1/2" F x 1/2" F Straight Connector	225mm	25
8WEB0300		300mm	25
8WEB0450		450mm	25
8WEB0600		600mm	25





# Stainless Steel Braided Water Hoses

## 19mm Stainless Steel Braided Water Hoses

### 19mm 'Quicky' Braided Stainless Steel Water Hose - 19WBB

Part No.	Description	Length	Box Qty
19WBB0300	3/4" F x 3/4" F Straight Connector	300mm	10
19WBB0450		450mm	10
19WBB0600		600mm	10
19WBB1000		1000mm	10



### 19mm 'Quicky' Braided Stainless Steel Water Hose - 19WBF

Part No.	Description	Length	Box Qty
19WBF0500	3/4" F x 3/4" F Flat Washer	500mm	10
19WBF1000		1000mm	10
19WBF1500		1500mm	10



# Supply Water Hoses

## Aqua Duct Universal PVC Extendable Drainage Hose

Part No. 5250020

Universal drainage hose suitable for use with most dishwashers & washing machines.

- 21/28mm connection (simply cut to size)
- Hose length 1200mm to 4000mm
- Polypropylene (PP)
- Suitable for hot & cold water
- Easy installation
- Box qty: 10

### Application

Use with washing machine and dishwashers



## Aqua Duct PVC Supply Hose

Part No. 5250010

PVC supply hose suitable for use with most dishwashers & washing machines.

- 3/4" connection
- Hose length 2000mm
- Polypropylene (PP)
- Suitable for hot & cold water
- Easy installation
- Box qty: 10

### Application

Use with washing machine and dishwashers



## Aqua Duct 10mm Stainless Steel Supply Hose

Part No. 5250065 (1500mm)  
Part No. 5250060 (2000mm)

Stainless Steel supply hose suitable for use with most dishwashers & washing machines.

- 3/4" connection
- Braided stainless steel
- Suitable for hot & cold water
- Easy installation
- Box qty: 10

### Application

Use with washing machine and dishwashers



# Warranties & Extras

---

**All Bromic products are manufactured to the highest quality standard and come with guarantees against any material or workmanship defects; guarantees that cannot be excluded under Australian Consumer Law. For specific warranty details on any Bromic product, including warranty duration, please refer to the product instructions. Alternatively, contact one of our helpful customer service staff or visit [www.bromic.com](http://www.bromic.com) for more information.**

## **IMAGES, SPECIFICATIONS**

Due to the nature of the printing process, colours shown in this catalogue may differ from the actual colour of products. All images, drawings, graphics and design elements contained in this catalogue are subject to Australian and International copyright law. No part of this catalogue may be reproduced, copied or stored in part or whole without the prior written permission of Bromic Pty Ltd. Product details in this guide are indicative only and may change without notice, Bromic reserves the right to change specifications and any other information contained in this catalogue with no recourse from customers.

## **ORDERING**

Orders can be placed by fax, online or email. Our catalogue includes Part No. to ensure ease of use, with the customer in mind.

## **COMPLIANCE**

Products stocked by Bromic comply with all relevant regulatory requirements i.e. MEPS, AGA, electrical and safety requirements.

The logo for BROMIC PLUMBING & GAS. The word "BROMIC" is in a large, bold, black sans-serif font. Above the letter "O" are three slanted, parallel lines in a yellow-to-orange gradient. Below "BROMIC" is the text "PLUMBING & GAS" in a smaller, black, all-caps sans-serif font.

**BROMIC**<sup>®</sup>  
PLUMBING & GAS

A close-up photograph of various brass plumbing fittings, including hexagonal nuts and threaded connectors, arranged on a dark, reflective surface. The lighting creates highlights and shadows, emphasizing the metallic texture and industrial nature of the components.

**Australia & NZ**

10 Phiney Place

Ingleburn NSW 2565

Sydney AUSTRALIA

Tel: 1300 276 642

NZ: 0508 276 642

[plumbing@bromic.com](mailto:plumbing@bromic.com)

**BROMIC**PLUMBING.COM

V4 - 21/10/2022