

PUMP SOLUTIONS






| PUMP SOLUTIONS

With more than 40 years experience, Bromic are experts in the manufacture and supply of quality plumbing products. Our range of pumps offers a complete solution for the transfer of water. Waterboy™ rainwater harvesting systems offer complete solutions for effective management of rainwater, with the ability to automatically supplement supply with mains water when needed for low-maintenance operation. Waterboy™ pump systems offer complete solutions including Clean-Water Jet Pumps, Multi-Stage Pumps, and Greywater Jet Pumps available in 40L, 60L and 80L configurations. The diverse range offers both submerged pumps and external pump options in versatile configurations to fulfil the needs of all rainwater harvesting systems, big or small. Also included in our range of pumps are circulation pumps and submersible pumps, for both dirty and potable water.






The Waterboy™ Hydro Switch™ rains to mains changeover valve automatically switches between rainwater to mains water when connected to a Waterboy™ Jet Pump and Controller. Our Pump & Controller kits are specifically designed as complete solutions for pain-free installation and are both backed by Bromic's industry-leading in-field warranty^, with our team of skilled technicians standing by should the unthinkable happen.

Glossary	4
Pump Selection Guide	4
Bromic Jet Pump System Overview	5
Jet Pump Solutions (Clean Water)	6 - 9
Waterboy™ 40L Jet Pump	7
Waterboy™ 60L Jet Pump	7
Waterboy™ 80L Jet Pump	7
Waterboy™ Multi-Stage Pump	8
Waterboy™ Pressure Controller	9
Jet Pump Kits (Clean Water)	10
Waterboy™ 40L Jet Pump with 3kW Pressure Controller	10
Waterboy™ 60L Jet Pump with 3kW Pressure Controller	10
Waterboy™ 80L Jet Pump with 3kW Pressure Controller	10
Waterboy™ Multi-Stage Jet Pump with 3kW Pressure Controller	10
Rains to Mains (Clean Water)	11 - 13
Waterboy™ Hydro Switch™ Rains to Mains Changeover Valve	11
Waterboy™ Hydro Switch™ Kits with Pump and Water Changeover Controller	12
Circulation Pump (Clean Water)	13
Waterboy™ Circulation Pump	13
Submersible Pumps (Clean & Dirty Water)	14 - 19
Waterboy™ 900W Submersible Pump	15
Waterboy™ 750W Submersible Pump with Vertical Float Switch	16
Waterboy™ 50L Submersible Pump	17
Waterboy™ 133L Vortex Sump Pump	18
Waterboy™ 133L Vortex Sump Pump with Vertical Float	19
Waterboy™ 300L Vortex Sump Pump	20
Sewage Pumps	22 - 23
Waterboy™ 250L Grinder Submersible Pump	22
Waterboy™ 270L Cutter Submersible Pump	23
Caravan & RV Pump	24
Waterboy™ 12V Caravan & RV Pump	24
Warranties & Extras	25

Water Transfer		Applications include residential homes, gardens, irrigation, and farming. All pumps have been tested to ensure an efficient and reliable flow of water, and transportation of water from one location to another.
Clean Water (drinking)		Drinking water, also known as potable water, is water that is safe to drink or to use for food preparation. Often sourced from mains water supply to homes.
Greywater (irrigation)		Greywater is typically water from rain collected off roofs as well as re-usable wastewater from washing machines, showers and other sources. Greywater replaces the need to use mains water for watering gardens or lawns and can potentially save thousands of litres of drinking water.
Dirty Water		Dirty Water is typically water that contains small particles. Used for watering gardens or lawns which can potentially save thousands of litres of drinking water. Includes rain or greywater.
Jet Pump		The Bromic Jet Pumps are powered by an electric motor that contains and drives an impeller/centrifugal pump. The impeller moves water, through the Jet Pump and increases the pressure of the water, to assist in areas where high suction lift is required (e.g. double story homes).
Multi-Stage Jet Pump		A centrifugal pump containing two or more impellers is called a multi-stage centrifugal pump. The impellers may be mounted on the same shaft or on different shafts. For higher pressures at the outlet, impellers can be connected in series. For higher flow output, impellers can be connected in parallel. Multi-stage pumps are quieter and ideal for applications where low noise levels are required.
Waterboy™ Pressure Controller		Economic, automatic water pump pressure switch used in residential water systems. This unit is an electric pump controller that automatically turns on after a pressure drop (opening taps) and stops water flow when the tap is turned off.
Waterboy™ Hydro Switch™ Rains to Mains Valve		Economic & efficient automatic changeover valve to enable the use of stored rainwater in household applications such as toilets, laundry, and gardens.
Submersible Pump		A submersible pump is a device which has a hermetically sealed motor close-coupled to the pump body where the whole assembly is submerged in a water tank or pit. The main advantage of this type of pump is that it prevents pump cavitation, a problem associated with a high elevation difference between the pump and the fluid surface. Submersible pumps push fluid to the surface as opposed to jet pumps having to pull fluids. Submersibles pumps are more efficient than jet pumps.
Circulation Pump		A circulation pump is a specific type of pump used to circulate hot water in a closed circuit within a house or apartment. They are very efficient because they only need to distribute liquid within a closed circuit to overcome the friction of a fixed internal piping system.

Pump Selection Guide

The Bromic [Waterboy™](#) pump systems are available in 40L, 60L and 80L configurations.

Select Your Application					
Bromic Waterboy™ Solution					
Dwelling	Single Storey House		Double Storey House		
Waterboy™ System	40L Hydro Switch™ Kit		60L Hydro Switch™ Kit		
	40L Waterboy™ Jet Kit		60L Waterboy™ Jet Kit		
Applications					

WATERBOY™ JET PUMP SYSTEMS

Water Transfer



PART No. 7575101
WATERBOY™
40L JET PUMP

page 7



PART No. 7575100
WATERBOY™
60L JET PUMP

page 7



PART No. 7575107
WATERBOY™
80L JET PUMP

page 7



PART No. 7575200
WATERBOY™ MULTI-STAGE PUMP
MAX. FLOW RATE 116L/MIN

page 8

Controller Pressure System



PART No. 7575105
WATERBOY™
40L JET PUMP & 3KW
PRESSURE CONTROLLER

page 10



PART No. 7575106
WATERBOY™
60L JET PUMP & 3KW
PRESSURE CONTROLLER

page 10



PART No. 7575108
WATERBOY™
80L JET PUMP & 3KW
PRESSURE CONTROLLER

page 10



PART No. 7575210
WATERBOY™
MULTI-STAGE PUMP & 3KW
PRESSURE CONTROLLER

page 10

Hydro Switch™ Rains to Mains Valve



PART No. 7575120-1
WATERBOY™ 40L
HYDRO SWITCH™ JET PUMP KIT

page 12



PART No. 7575121-1
WATERBOY™ 60L
HYDRO SWITCH™ JET PUMP KIT

page 12

Clean Water Jet Pumps

Multi-Stage Pump

WATERBOY™

Better with **BROMIC**
PLUMBING & GAS



JET PUMP SOLUTIONS

The Waterboy™ Jet Pump Kit couples our self-priming stainless steel pump with an automatic 3kW pressure controller to provide high-flow performance for domestic households pressure systems and garden irrigation.



Waterboy™ Jet Pumps
For use with Clean Water

The Bromic Waterboy™ Jet Pumps offer solutions for domestic households pressure systems and garden irrigation.

- Horizontal pump
- Stainless steel housing
- Ideal for pumping clear water
- Economical and compact
- For use in domestic, irrigation and agriculture



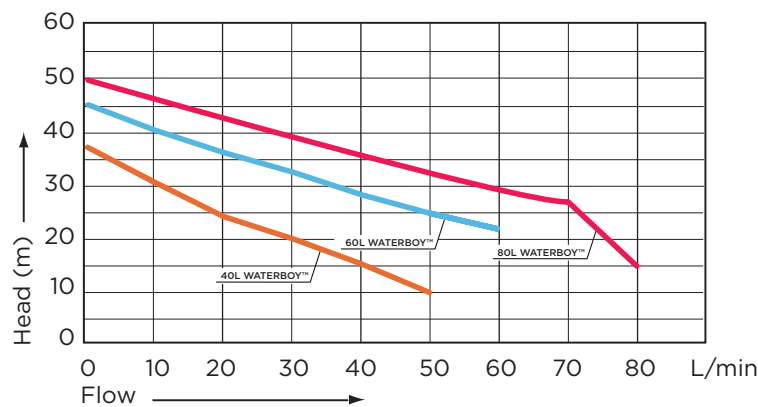
PART No. 7575107
WATERBOY™ 80L JET PUMP

Application & Warranty



PART No. 7575100
WATERBOY™ 60L JET PUMP

Flow Performance Curve



PART No. 7575101
WATERBOY™ 40L JET PUMP

Part No.	Model	Power (kW)	Current 230V/50Hz	Max. Total Head (m)	Rated Head (m)	Rated Flow (m³/H)	Connection Size	
							Inlet	Outlet
7575101	40L	0.37	2.4A	37	20	1.5	G 1"	G 1"
7575100	60L	0.75	5.2A	45	25	2.4	G 1"	G 1"
7575107	80L	1.0	6.2A	50	30	3.0	G 1"	G 1"

WATERBOY™ JET PUMPS

Waterboy™ Multi-Stage Pump

The Bromic Waterboy™ Multi-Stage Pumps offer solutions for higher pressure applications with quiet and reliable performance.

- Ideal for pumping clear water and non-aggressive liquids
- Comparatively quiet operation
- High efficiency and energy saving
- Stainless steel impeller & chambers
- 6 stage pump

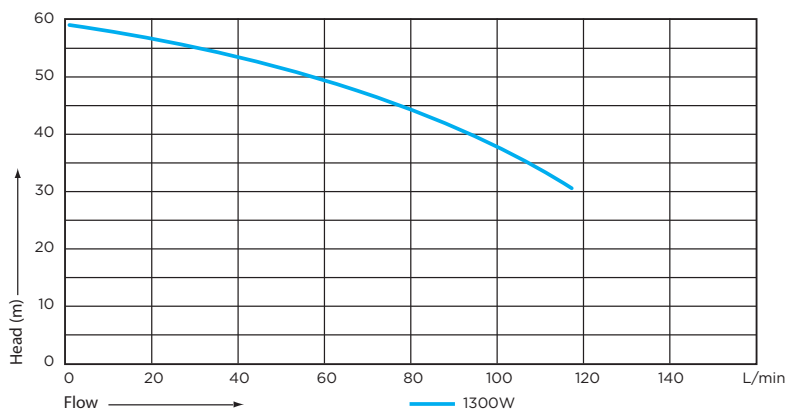


PART No. 7575200
WATERBOY™ MULTI-STAGE PUMP.
MAX. FLOW RATE 116L/MIN

Application & Warranty



Flow Performance Curve



Part No.	Power	Current 230V/50Hz	Max. Total Head (m)	Max. Flow Rate	Connection Size	
					Inlet	Outlet
7575200	1300W	6.8A	58	116L/min	G 1 1/4"	G 1"

Waterboy™ Pressure Controller

The Bromic Waterboy™ 3.0kW Pressure Controller offers complete control of household pumps through hassle-free automation, starting and ceasing water supply in response to demand.

- IP65 rated
- Large display panel
- Heavy duty 3kW controller
- Compatible with any above ground or submersible pump
- Supplied electrical lead for use with 10 amp power outlet



PART No. 7575372
WATERBOY™ 3KW
PRESSURE CONTROLLER

Application & Warranty



Part No.	Supply Voltage	Max. Current AMP	Max. Power	Max. Working Pressure	Cut-in Pressure	IP Rating
7575372	240V	15A	3.0kW	10 Bar	1.5 Bar	IP65

Compatible Products

Part No.	Pump Model
7575101	40L Waterboy™ Jet Pump
7575100	60L Waterboy™ Jet Pump
7575107	80L Waterboy™ Jet Pump
7575200	116L Waterboy™ Multistage Pump
7575127	Waterboy™ 50L Clean Water Submersible Pump

WATERBOY™ JET PUMPS

Waterboy™ Jet Pump Kits With Pressure Controller

- Horizontal self-priming pump
- Stainless steel housing
- Economical and compact
- Includes heavy duty 3kW controller
- Hassle-free automation of water supply
- Ideal for pumping clear water and non-aggressive liquids
- Quiet operation, ideal for low noise requirement
- Supplied electrical lead suitable for use with any 10 amp power outlet
- For domestic households pressure systems and irrigation



Application & Warranty



PART No. 7575105
WATERBOY™ 40L JET PUMP WITH
3KW PRESSURE CONTROLLER



PART No. 7575106
WATERBOY™ 60L JET PUMP WITH
3KW PRESSURE CONTROLLER



PART NO. 7575108
WATERBOY™ 80L JET PUMP WITH
3KW PRESSURE CONTROLLER




PART NO. 7575210
WATERBOY™ MULTI-STAGE JET PUMP
WITH 3KW PRESSURE CONTROLLER

Part No.	Model	Power (kW)	Current 230V/50Hz	Max. Total Head (m)	Rated Head (m)	Max. Flow Rate (L/min)	Connection Size	
							Inlet	Outlet
7575105	40L	0.37	2.4A	37	20	40 L/min	G 1"	G 1"
7575106	60L	0.75	5.2A	45	25	60 L/min	G 1"	G 1"
7575108	80L	1.0	6.2A	50	30	80 L/min	G 1"	G 1"
7575210	116L	1.3	6.8A	58	45	116 L/min	G 1 1/4" M	G 1"

WATERBOY™ HYDRO SWITCH™

Waterboy™ Hydro Switch™ Rains to Mains Changeover Valve

- Automatic switchover from rainwater storage tank to mains water supply
- Hydraulic design, with no electrical components
- Low lead brass construction: Withstands harsh weather
- Meets NCC Lead Free requirements
- Suitable as retrofit or upgrade option for other changeover devices
- WaterMark Approved for use with potable water. WMTS 477: 2016 (LN: 021636)



PART No. 7575029
WATERBOY™ HYDRO SWITCH™
RAINS TO MAINS
CHANGEOVER VALVE

Application & Warranty



Part No.	Max. Mains Pressure	Min. Pump Pressure	Nominal Flow Rate	Water Temp. Range	Recommended Pump Cut-In	Connection Size	
						Inlet	Outlet
7575029	1000 kPa	200 kPa	50 L/min	1° to 40°C	200 kPa	Rains G 1" Mains G 3/4"	G 3/4"

Compatible Products when connected to Waterboy™ 3kW Controller (Part No. 7575372)

Part No.	Pump Model
7575101	40L Waterboy™ Jet Pump
7575100	60L Waterboy™ Jet Pump

RAINS TO MAINS

Waterboy™ Wizard Packs fitted with Pump & Water Changeover Controller

- Seamless switching between mains water and rainwater with automated Horizontal self-priming pump
- Stainless steel housing
- Includes heavy duty 3kW controller
- Includes Hydro Switch™ automatic changeover valve, WaterMark Approved for use with potable water. WMTS 477: 2016 (LN: 021636)
- Hassle-free automation of water supply
- Quiet operation, ideal for low noise requirement
- Automatic switchover from rainwater storage tank to mains water supply
- Supplied electrical lead suitable for use with any 10 amp power outlet
- For domestic households pressure systems and irrigation
- 40L & 60L models available
- Reliable stainless steel jet pump in 40L and 60L
- Rated to IP55

Application & Warranty

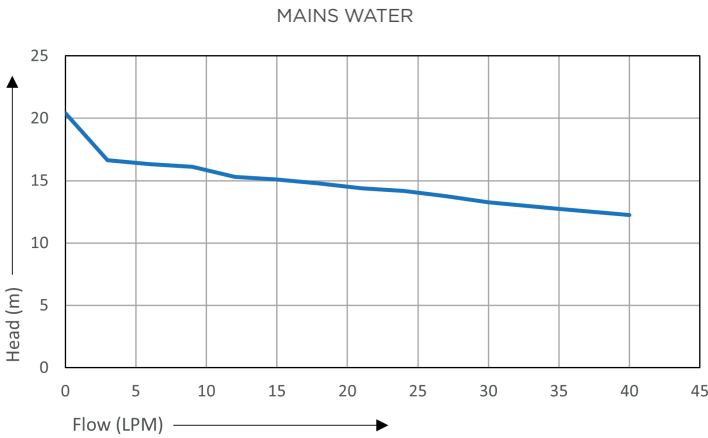
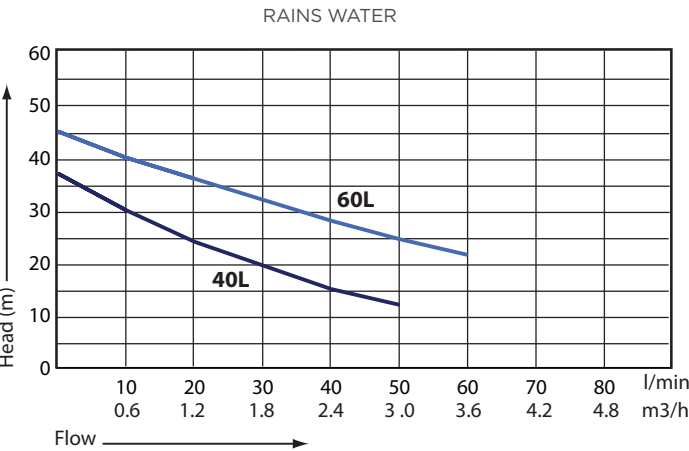


PART No. 7575120-1
WATERBOY™ 40L HYDRO SWITCH™ JET PUMP KIT



PART No. 7575121-1
WATERBOY™ 60L HYDRO SWITCH™ JET PUMP KIT

Flow Performance Curve



Part No.	Model	Power (kW)	Current 230V/50Hz	Max. Total Head (m)	Rated Head (m)	Rated Flow (m³/H)	Connection Size	
							Inlet	Outlet
7575120-1	40L	0.37	2.4A	37	20	1.5	G 1"	G 1"
7575121-1	60L	0.75	5.2A	45	25	2.4	G 1"	G 1"

CIRCULATION PUMP

Waterboy™ Circulation Pump

- Ideal for Hot Water ring
- 3 adjustable speeds, low power consumption
- Suitable for up to 110°C water temperature
- Stainless steel body and unions
- Thermal protection
- Can be retrofit to existing systems with adaptors included
- For the circulation of hot water in domestic and commercial buildings/systems

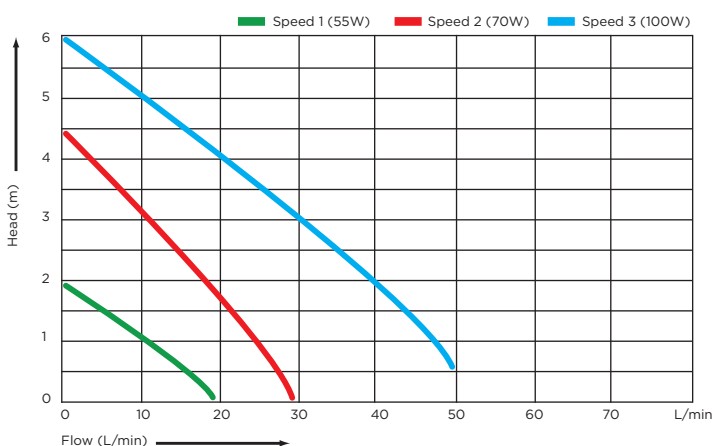


PART No. 7575250
WATERBOY™ CIRCULATION PUMP

Application & Warranty



Flow Performance Curve



Part No.	Rated Voltage	Power			Motor IP	Water Temp.	Port Spacing	Max. Flow Rate	Max. Head	Connection (with union)	
		100W	70W	55W						Inlet	Outlet
7575250	230V/50Hz	100W	70W	55W	IP44	2° to 110°C	130mm	50L/min	6m	G 3/4"	G 3/4"

WATERBOY™

Better with **BROMIC**
PLUMBING & GAS



900W SUBMERSIBLE PUMP

Bromic's Waterboy™ Submersible Clean and Dirty Water Pump is effectively two portable pumps in one, offering the versatility to switch from clean to dirty water applications with particulates as large as 35mm. Submerged inside the tank, this Bromic submersible pump allows for seamless installation options for any property.

SUBMERSIBLE PUMPS

Waterboy™ Submersible Pump 900W Clean and Dirty Water

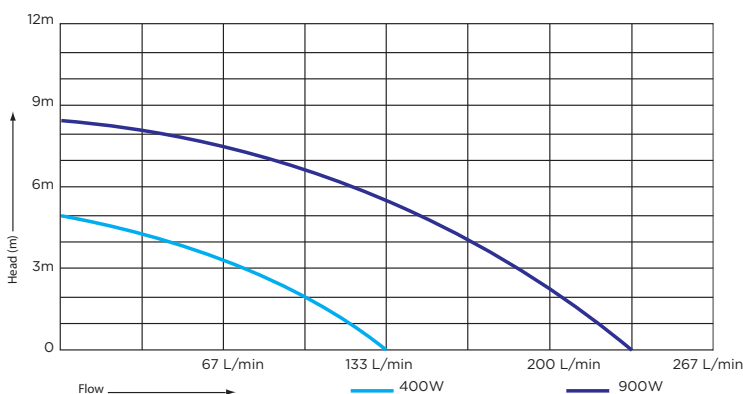
- Height-adjustable float switch
- Adjustable water outlet
- High-quality mechanical seal for reliability
- Switch from clean to dirty water applications
- Ideal for emptying ponds, sumps, pits & pool
- Grain size up to 35mm

Application & Warranty



PART No. 7575126
WATERBOY™ 900W
SUBMERSIBLE PUMP

Flow Performance Curve



Hose Kit (sold separately)

Suitable for Waterboy™ Submersible Pump
Kit includes:

- Blue PVC Hoses - 25mm x 10m
- Nylon Lowering Rope - 10m
- Stainless Steel 25mm Clamp

Part No. 7575129
Waterboy™ Submersible
Pump Hose Kit



Part No.	Rated Voltage/ Frequency	Rated Power	Protection Type	Max. Supply Height	Max. Flow Rate
7575126	230-240V/50Hz	900W	IPX8	8.5m	230 L/min
Max. Submersion Depth	Max. Liquid Temperature	Cable Length	Max. Particulate Size	Pipe connection	Warranty
5m	35°C	10m	35mm	G Thread Sizes 1", 1 1/4", 1 1/2"	2 years

SUBMERSIBLE PUMPS

Waterboy™ 750W Dirty Water Submersible Pump with Vertical Float Switch

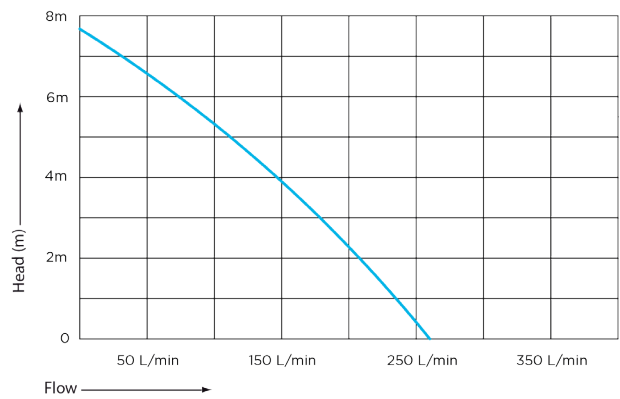
- Vertical float switch
- Extremely compact
- Manual / Automatic switch for convenience
- Individually wet tested
- Adjustable water outlet
- High-quality oil seal for reliability
- Ideal for emptying ponds, sumps, pits and pools
- 750W rated power

Application & Warranty



PART No. 7575132
WATERBOY™ 750W DIRTY WATER
SUBMERSIBLE PUMP WITH
VERTICAL FLOAT

Flow Performance Curve



Manual / Automatic Switch

Automatic mode, utilises the integrated float switch.

Manual mode, pump turns on automatically upon cord connection.



Part No.	Rated Voltage	Power Input	Max. Immer- sion Depth	Max. Particulate Size	Max. Liquid Temp.	Max. Flow Rate	Max. Head	Outlet	Cable Length
7575132	220-240V/50Hz	750W	7m	35mm	35°C	217 L/min	8m	G Thread 1", 1 1/4", 1 1/2"	10m

SUBMERSIBLE PUMPS

Waterboy™ Submersible Pump 50L Clean Water

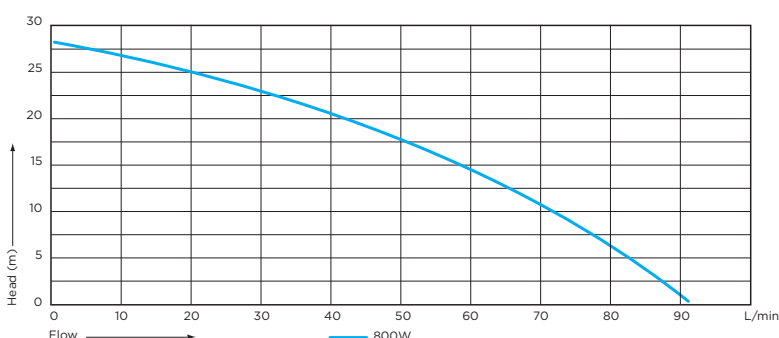
- Height-adjustable float switch
- Corrosion-resistant stainless steel construction
- High-flow pump capable of transferring liquid as far as 30m
- Reduced operation noise
- Plug-and-play installation
- Versatile flow range
- Suitable for pumping potable water
- Ideal for emptying pools & water tanks
- Suitable for industrial use as well as irrigation systems

Application & Warranty



PART No. 7575127
WATERBOY™ SUBMERSIBLE PUMP
50L CLEAN WATER

Flow Performance Curve



Part No.	Rated Voltage	Rated Power	Protection Type	Max. Supply Height
7575127	230-240V/50Hz	800W	IPX8	30m
Max. Flow Rate	Max Submersion Depth	Max Liquid Temperature	Max particulate size	Cable Length
91.6 L/min	7m	35°C	0.5mm	10m

VORTEX SUMP PUMP

Waterboy™ 133L Vortex Submersible Pump

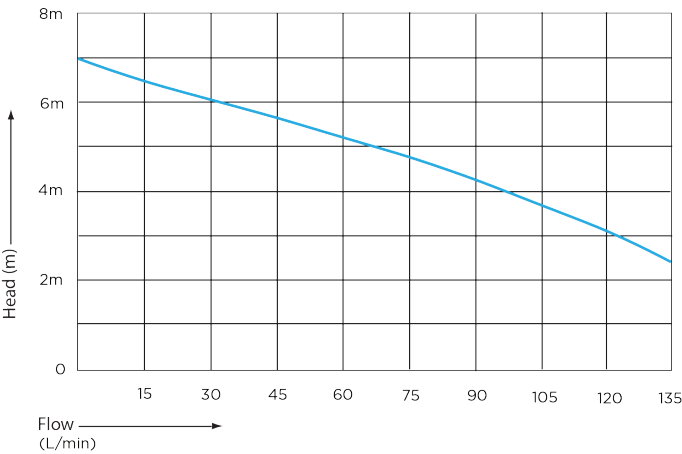
- Heavy duty cast iron body
- Anti-clog semi-open impeller for easy maintenance and long service life
- Built-in thermal cutoff device with auto-reset function to ensure long service life
- Harmonized H07RNF rubber flexible multicore cable, designed to withstand weather, UV, and oil
- Stainless steel motor shaft and housing
- Handles soft solids up to 15mm in size
- Ideal for grey water pumping, sump emptying, septic effluent pumping, and water transfer
- IP68 rated

Application & Warranty



PART No. 7575150
WATERBOY™ SUBMERSIBLE PUMP
VORTEX SUMP PUMP

Flow Performance Curve



Part No.	Rated Power Input	Max. Immersion Depth	Max. Solid Size	Max. Flow Rate	Max. Head	Outlet	Power Cable Length
7575150*	340W	5m	15mm	133L/min	7m	G Thread Sizes 1", 1 1/4", 1 1/2"	10m

*Pump Hose Kits are sold separately (PART NO. 7575129).

VORTEX SUMP PUMP

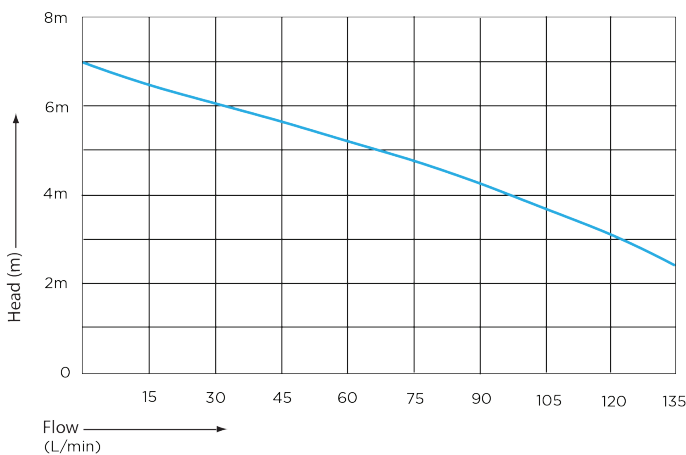
Waterboy™ 133L Vortex Sump Pump with Vertical Float

- Compact, for use in confined spaces
- Height adjustable vertical float switch
- Built-in thermal cutoff device with auto-reset function
- Soft solids handling up to 15mm w/ Anti-clog, semi-open impeller
- Harmonized H07RNF rubber flexible multicore cable, to withstand weather, UV, and oil
- Ideal for grey water pumping, sump emptying, septic effluent pumping, and water transfer.

Application & Warranty



Flow Performance Curve



PART No. 7575150-VF
WATERBOY™ SUBMERSIBLE PUMP
VORTEX SUMP PUMP

Part No.	Rated Power Input	Max. Immersion Depth	Max. Solid Size	Max. Flow Rate	Max. Head	Outlet	Power Cable Length
7575150-VF*	340W	5m	15mm	133L/min	7m	G Thread Sizes 1", 1 1/4", 1 1/2"	10m

*Pump Hose Kits are sold separately (PART NO. 7575129).

Waterboy™ 300L Vortex Submersible Pump

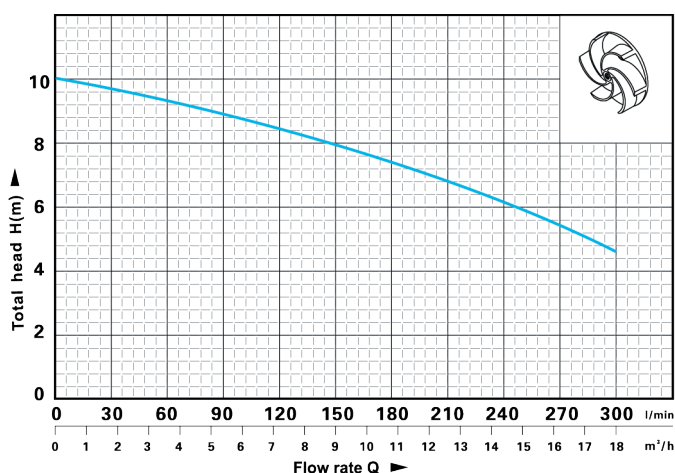
- Heavy duty cast iron body
- Anti-clog semi-open impeller for easy maintenance and long service life
- Harmonized H07RNF rubber flexible multicore cable, designed to withstand weather, UV, and oil
- Built-in thermal cutoff device with auto-reset function to ensure the long service life
- Handles soft solids up to 25mm in size
- Stainless steel motor shaft and housing
- Ideal for grey water pumping, sump emptying, septic effluent pumping, and water transfer
- 1100W rated power

Application & Warranty



PART No. 7575155
WATERBOY™ 300L VORTEX
SUBMERSIBLE PUMP

Flow Performance Curve



20

Part No.	Rated Voltage	Power Input	Max. Immersion Depth	Max. Suspended Solid	Max. Liquid Temperature	Max. Flow Rate	Max. Head	Outlet	Cable Length
7575155	220-240V/50Hz	1100W	5m	25mm	40°C	300L/min	10m	G 2"	10m

20

WATERBOY™

Better with **BROMIC**
PLUMBING & GAS



SEWAGE PUMPS

The Waterboy Sewage Pump range includes a 250L Grinder and a 270L Cutter pump, with cutting mechanisms designed for shredding of various materials in wastewater applications. Each features a built-in thermal cutoff device with auto-reset function, dual ceramic/graphite mechanical seal along with a durable 10m cable, designed to withstand weather, UV, and oil.

Waterboy™ 250L Grinder
Submersible Pump

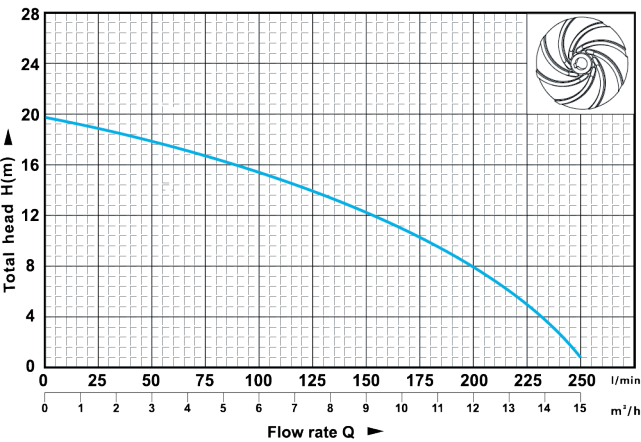
- Heavy duty cast iron body
- Durable 9Cr18 cutting mechanism easily shreds various materials
- Anti-clog semi-open impeller for easy maintenance and long service life
- Harmonized H07RNF rubber flexible multicore cable, designed to withstand weather, UV, and oil
- Built-in overcurrent & thermal cutoff device with auto-reset function to ensure the long service life
- Dual Ceramic/Graphite mechanical seal
- Stainless steel motor shaft and housing
- Ideal for grey and black water pumping, sump emptying, septic effluent and sewage disposal, and pumping of waste water with soft solids in suspension
- 1650W rated power

Application & Warranty




PART No. 7575180
WATERBOY™ 250L GRINDER
SUBMERSIBLE PUMP

Flow Performance Curve



Cutting Mechanism

9Cr18
High Carbon
Stainless Steel
Cutting Device



Part No.	Rated Voltage	Power Input	Max. Immersion Depth	Max. Liquid Temperature	Max. Flow Rate	Max. Head	Outlet	Cable Length
7575180	220-240V/50Hz	1650W	5m	40°C	250L/min	19.5m	G 2"	10m

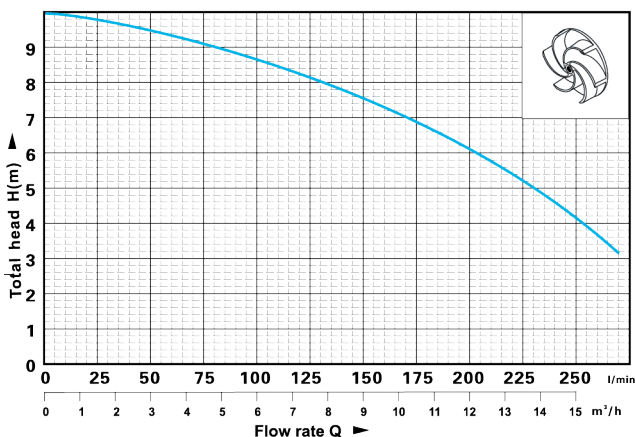
Waterboy™ 270L Cutter Submersible Pump

- Heavy duty cast iron body
- Durable 7Cr17 cutting mechanism easily cuts various materials
- Anti-clog semi-open impeller for easy maintenance and long service life
- Harmonized H07RNF rubber flexible multicore cable, designed to withstand weather, UV, and oil
- Built-in thermal cutoff device with auto-reset function
- Dual Ceramic/Graphite mechanical seal
- Stainless steel motor shaft and housing
- Ideal for grey and black water pumping, sump emptying, septic effluent and sewage disposal, and pumping of waste water with soft solids in suspension
- 1500W rated power

Application & Warranty



Flow Performance Curve



PART No. 7575170
WATERBOY™ 270L CUTTER
SUBMERSIBLE PUMP

Cutting Mechanism

7Cr17
High Carbon
Stainless Steel
Cutting Device



Part No.	Rated Voltage	Power Input	Max. Immersion Depth	Max. Liquid Temperature	Max. Flow Rate	Max. Head	Outlet	Cable Length
7575170	220-240V/50Hz	1500W	5m	40°C	270L/min	10m	G 2"	10m

Waterboy™ 12V Caravan & RV Pump

The Bromic Waterboy™ 12V Pump is ideal for Caravan, Motorhome and Camper Trailer RV application.

- Quiet & Smooth Operation
- Self-priming
- Runs Dry Without Damage
- Low Power Draw
- Easy Connecting System
- Corrosion Resistant Valves

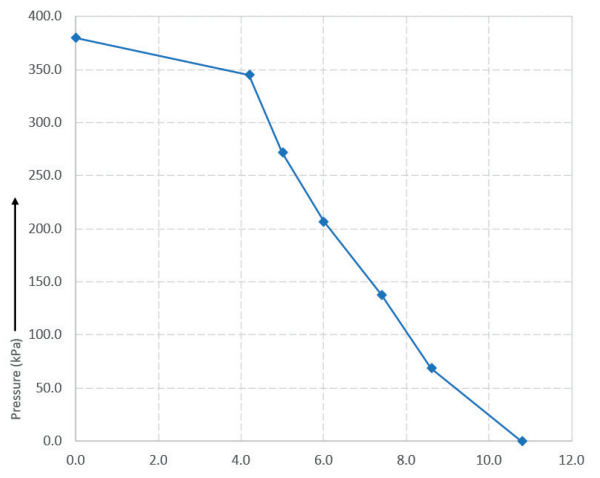


PART No. 7575160
WATERBOY™ 12V PUMP.
MAX. FLOW RATE 11L/MIN

Application & Warranty



Flow Performance Curve



Part No.	Voltage	Open Flow	Control Type	Max. Amps	Pressure Setting	Self-priming Height	Max. Liquid Temp	Ports
7575160	12V DC	11.0 L/min	Switch & By-Pass	7.5 A	380 kPa (3.8 Bar)	1.8m	60°C	1/2" - 14MNPT

WARRANTIES & EXTRA

^All Bromic products are manufactured to the highest quality standard and come with guarantees against any material or workmanship defects; guarantees that cannot be excluded under Australian Consumer Law. For specific warranty details on any of our products, including warranty duration, please refer to the product instructions. Alternatively, you can contact one of our helpful customer service staff or visit bromicplumbing.com for more information.

IMAGES, SPECIFICATIONS

Due to the nature of the printing process, colours shown in this catalogue may differ from the actual colour of products. All images, drawings, graphics and design elements contained in this catalogue are subject to Australian and International copyright law. No part of this catalogue may be reproduced, copied or stored in part or whole without the prior written permission of Bromic Pty Ltd. Product details in this guide are indicative only and may change without notice, Bromic reserves the right to change specifications and any other information contained in this catalogue with no recourse from customers.

ORDERING

Orders can be placed by fax, online or email. Our catalogue includes Part No. to ensure ease of use, with the customer in mind.

COMPLIANCE

Products stocked by Bromic comply with all relevant regulatory requirements i.e. MEPS, AGA, electrical and safety requirements.

Waterboy™ Jet Pumps



Waterboy™ Jet Kits



Waterboy™ Hydro Switch™ Kits



Australia & NZ

10 Phiney Place, Ingleburn
NSW 2565 Sydney AUSTRALIA

Visit **BROMICPLUMBING.COM**
email **plumbing@bromic.com**
or call **AU 1300 276 642 / NZ 0508 276 642**

